

Status of Commissioning and Analysis with the HERMES Recoil Detector

Caroline Riedl for the HERMES Collaboration



XVII International Workshop on
Deep-Inelastic Scattering
and Related Subjects
DIS 2009, 26-30 April, Madrid



- 1 Motivation: Exclusive Processes and Generalized Parton Distributions
- 2 The HERMES Recoil Detector
- 3 Tracking and PID
- 4 Hard Exclusive Photon- and Meson-Production and the Recoil
- 5 Summary and Outlook

The Composition of the Nucleon's Spin

$$\frac{1}{2} = \underbrace{J_{\text{quarks}}}_{=\frac{1}{2}\Delta\Sigma + L_q} + J_{\text{gluons}}$$

- Spin of quarks: $\Delta\Sigma \approx 1/3$ from DIS and SIDIS

HERMES: Phys. Rev. **D75** (2007) 012007

$$\Delta\Sigma = 0.330 \pm 0.011 \text{ (theo)} \pm 0.025 \text{ (exp)} \pm 0.028 \text{ (evol)}$$

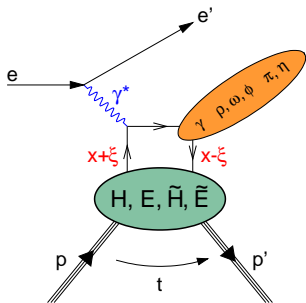
- Orbital angular momentum of quarks: L_q ?

- ▶ Ji relation Ji, PRL **78** (1997) 610 :

$$J_q = \frac{1}{2} \lim_{t \rightarrow 0} \int_{-1}^1 dx x [H_q(x, \xi, t) + E_q(x, \xi, t)]$$

- ▶ Generalized Parton Distributions (**GPDs**)

GPDs: a Unifying Picture of Nucleon Structure



Accessible through hard exclusive reactions:

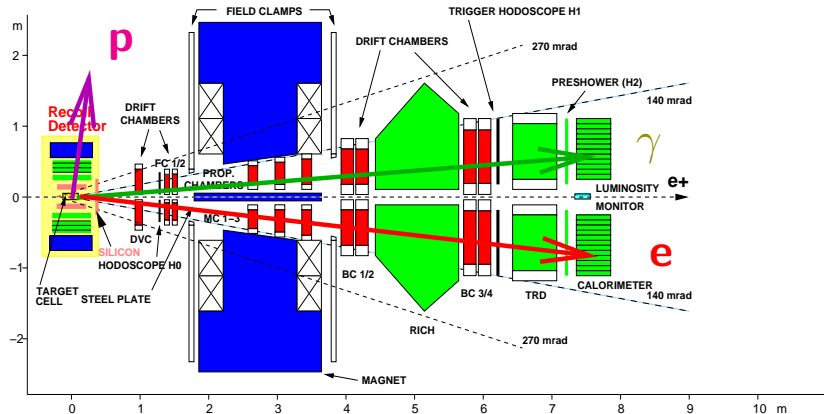
unpolarized	polarized
photon: $J^P = 1^-$ (DVCS)	
H	\tilde{H}
E	\tilde{E}
$J^P = 1^-$ mesons	$J^P = 0^-$ mesons

- PDFs: $H^q(x, 0, 0) = q(x)$, $\tilde{H}^q(x, 0, 0) = \Delta q(x)$ forward limit
- Form Factors: $\int dx [\text{GPD}] = f(t)$, independent of ξ

⇒ GPDs: simultaneous description of transverse position (FF) and longitudinal momentum distribution (PDF): “Nucleon Tomography”

Theoretical reviews: PPNP **47** (2001) 401; Phys. Rept. **388** (2003) 41; Phys. Rept. **418** (2005) 1

HERMES with Recoil Detector (2006/2007)



- Longitudinally polarized e^+ or e^- beam with energy of 27.6 GeV
- Unpolarized gas targets (H_2 , D_2)
- Example: Deeply Virtual Compton Scattering $ep \rightarrow ep\gamma$

The HERMES Recoil Detector

- SC Solenoid (1 Tesla)

- Photon Detector

- Scintillating Fiber Tracker

- Silicon Strip Detector

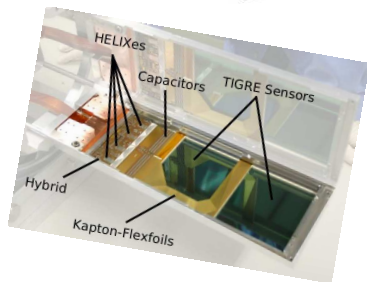
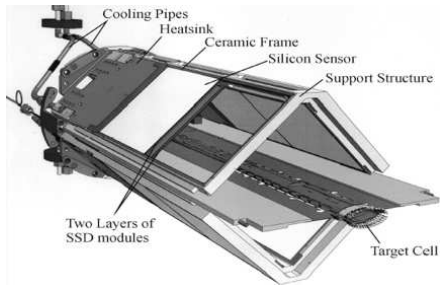
- Target Cell

Purpose:

★ To tag exclusive events


- ▶ Identify recoiling target proton
- ▶ Identify particles from background processes

The Silicon Strip Detector (SSD)




- Purpose:
 - ▶ Track reconstruction
 - ▶ Momenta: $> 125 \text{ MeV}/c$
 - ▶ PID for low and medium momenta
- 2 layers of 16 double-sided sensors
 - ▶ $(10 \text{ cm} \times 10 \text{ cm})$ active area
 - ▶ $300 \mu\text{m}$ thickness
- Inside accelerator vacuum, 5 cm close to electron beam

The Scintillating Fiber Tracker (SFT)



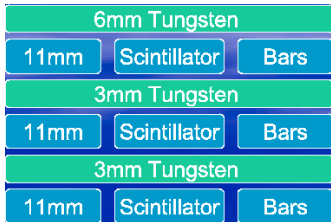
- Purpose:
 - ▶ Track reconstruction
 - ▶ Momenta: 250-1400 MeV/c (protons)
 - ▶ PID for medium and high momenta
- 2 Barrels with each 4 layers of scintillating fibers
- Per Barrel:
 - ▶ 2 parallel layers
 - ▶ 2 stereo-layers
 - ▶ Stereo angle: 10°



The Photon Detector (PD)

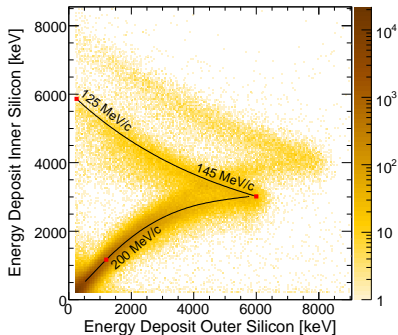


- Purpose:
 - ▶ Detection of photons from resonance decay $\Delta^+ \rightarrow p\pi^0$
 - ▶ PID for $p > 600 \text{ MeV}/c$
- 3 layers of tungsten/scintillator sandwich
 - ▶ 1 layer parallel to beam axis
 - ▶ 2 layers under $+45^\circ/-45^\circ$ angles

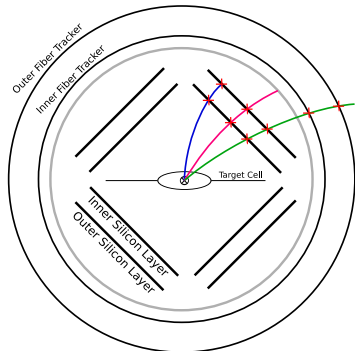


Recoil Tracking

Energy Deposit in the SSD

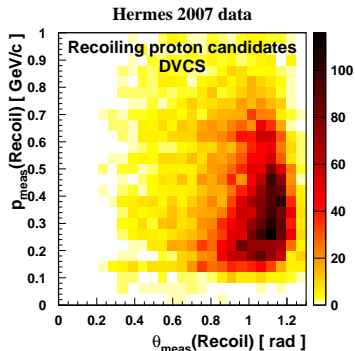


Transverse View of Detector

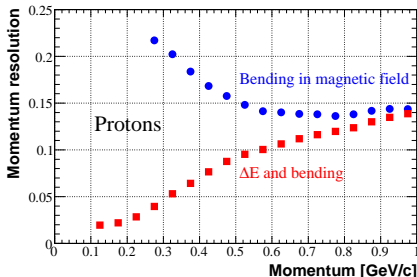


- **Low-energy protons:** momentum $\propto (\sum_i \Delta E_i)^{-1}$
- **Medium-energy protons:** momentum $\propto (\frac{dE}{dx})^{-1}$ (Bethe-Bloch)
- **Higher-energy particles (protons/pions):** momentum $\propto eB\rho$

Reconstructed Momenta and Angles



Momentum resolution



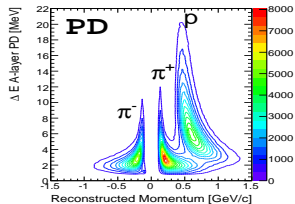
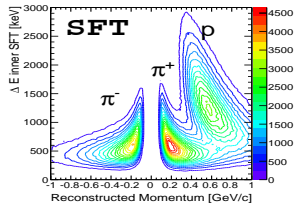
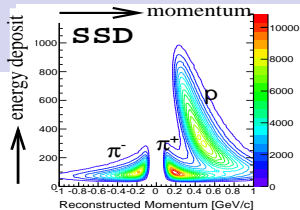
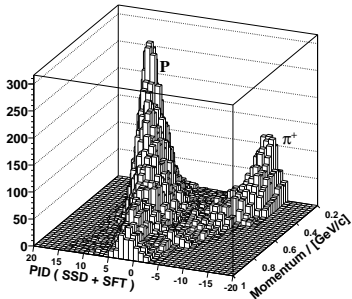
- Recoiling target protons
 - ▶ Large θ -angles $\lesssim 90^\circ$
 - ▶ Small momenta < 1 GeV/c
- Azimuthal ϕ coverage: 76%

■ ΔE accounted for in track fitting
 $\Rightarrow \Delta p/p$ improvement

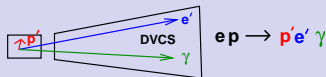
Proton / Pion Separation

- $p < 600$ MeV/c: SSD + SFT (6 layers)
- $p > 600$ MeV/c: include PD
- Log-likelihood formalism:

$$\text{PID} \equiv \log \frac{\mathcal{P}(\Delta E | \text{proton}, p)}{\mathcal{P}(\Delta E | \text{pion}, p)}$$



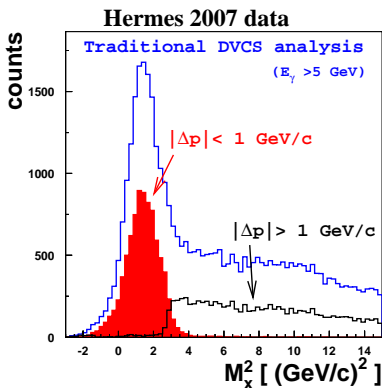
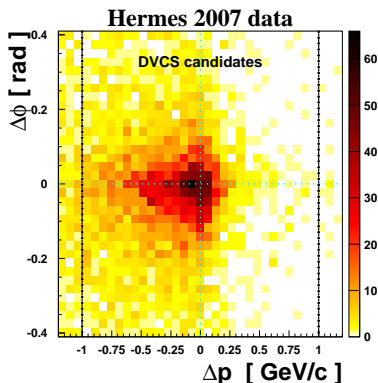
DVCS and the Recoil Detector



- ▶ **Missing ϕ :** $\Delta\phi = \phi_{\text{meas}} - \phi_{\text{calc}}$
- ▶ **Missing p :** $\Delta p = p_{\text{meas}} - p_{\text{calc}}$

Missing Mass ($\approx M_p^2$):

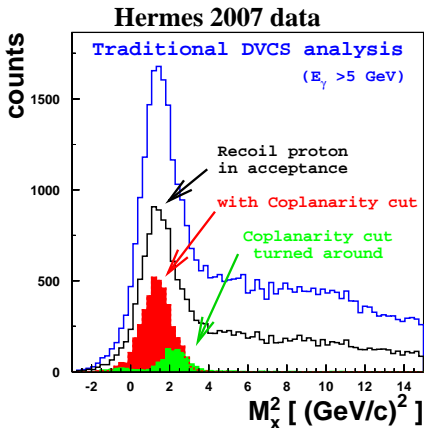
$$M_X^2 = (p + p_{\gamma^*} - p_{\gamma})^2$$



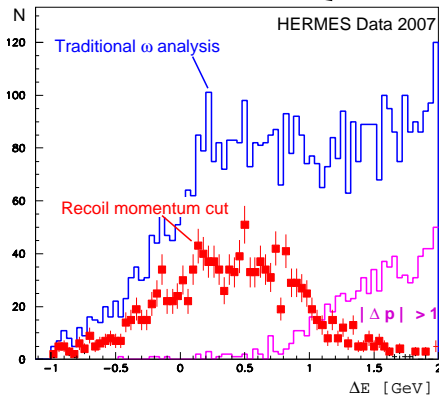
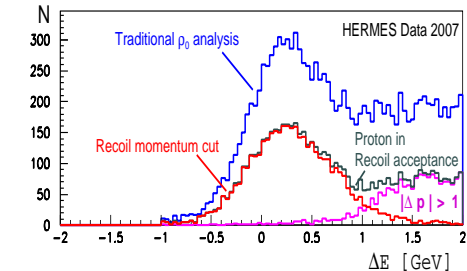
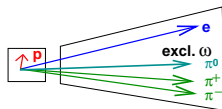
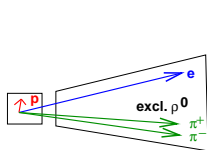
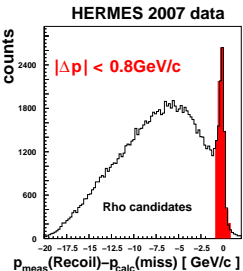
Separation of Resonant States in DVCS (first look)

DVCS / Bethe Heitler

- Elastic:
 - ▶ $ep \rightarrow ep\gamma$
- Resonant ('associated'):
 - ▶ $ep \rightarrow e\Delta^+\gamma$
 $\Delta^+ \rightarrow \begin{cases} n\pi^+, 1/3 \\ p\pi^0, 2/3 \end{cases}$
 - ▶ 12% of signal
- Presence of $\pi^0 \Rightarrow$ proton fails coplanarity cut
 - ▶ Select elastic:
 - ★ $|\Delta\phi| < 0.1$ rad
 - ★ $|p_T^{\text{calc}}|/|p_T^{\text{meas}}| = 0.5 \div 1.5$
 - ▶ Select resonant:
 - ★ $|\Delta\phi| > 0.35$ rad



Exclusive Mesons and the Recoil Detector



Summary and Outlook: HERMES Recoil Detector

- Commissioning of Recoil detector in final stage
 - ▶ Calibrations and tracking suitable for first physics analyses
 - ▶ Mapping of detector efficiencies and acceptance
 - ▶ PID: determination of efficiencies, contamination and fluxes
- Tuning of event reconstruction
 - ▶ Simultaneous consideration of all track parameters (kinematic fitting)
 - ▶ Background contributions can be directly measured
- Exclusive photons and mesons
 - ▶ Beam helicity asymmetries
 - ▶ DVCS: separation of elastic and resonant states
 - ▶ Refined analysis of exclusive pre-Recoil detector data
- Spectator protons from deuterium target
 - ▶ Tagged Structure Functions