

Fit on world data of inclusive proton  
DIS cross-sections  
 $F_2$  analysis

Dominik Gabbert, Lara De Nardo

DIS 2007, München

## The fit presented has the following features

- 1 Based on the *ALLM functional form* which allows a very good description of the measured regions. It is a Regge-motivated approach constructed so that photoproduction data at  $Q^2 = 0$  can be included.
- 2 *Includes new data* and covers 2740 data points. This is more than twice as much as used in the ALLM97 fit.
- 3 *Normalization uncertainties* are considered by an accurate method involving a penalty term in  $\chi^2$ .
- 4 *Fit uncertainties* are determined.  
Covariance matrix provided for the first time.
- 5 *Self-consistent* with respect to the use of  $R = \sigma_L/\sigma_T$ .

## Fits for QCD-inspired approach, 15 parameters

- first proposed by BCDMS
- A. Milsztajn et al., Z. Phys. C49 (1991) 527-542
- NMC, Phys. Lett. B364 (1995) 107-115
- SMC, Phys. Rev. D, Vol. 58 (1998) 112001

## Fits for Regge-motivated approach, 23 parameters

- ALLM91: DESY-91068  
A parameterization of  $\sigma_T$  above the resonance region.
- ALLM97: hep-ph/9712415  
The ALLM parameterization of  $\sigma_{tot}$ , an update

$F_2$ ,  $R$  and cross-sections

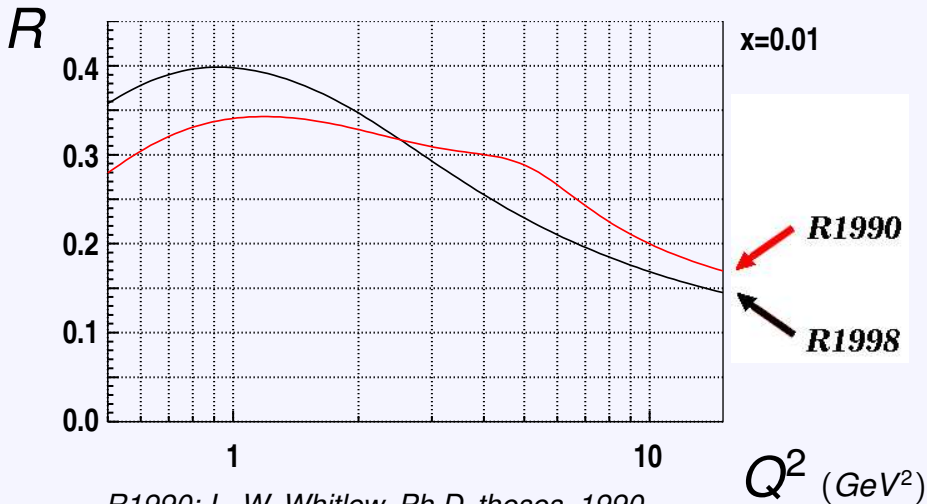
- The DIS cross-section in the 1-photon exchange approximation:

$$\frac{d^2\sigma}{dx dQ^2} = \frac{4\pi\alpha^2 F_2}{Q^4 x} \left\{ 1 - y - \frac{Q^2}{4E^2} + \left(1 - \frac{2m^2}{Q^2}\right) \frac{y^2 + Q^2/E^2}{2(1 + R)} \right\}$$

- $F_2$  can be related to the total cross-section  $\sigma_{tot} = \sigma_T + \sigma_L$  by:

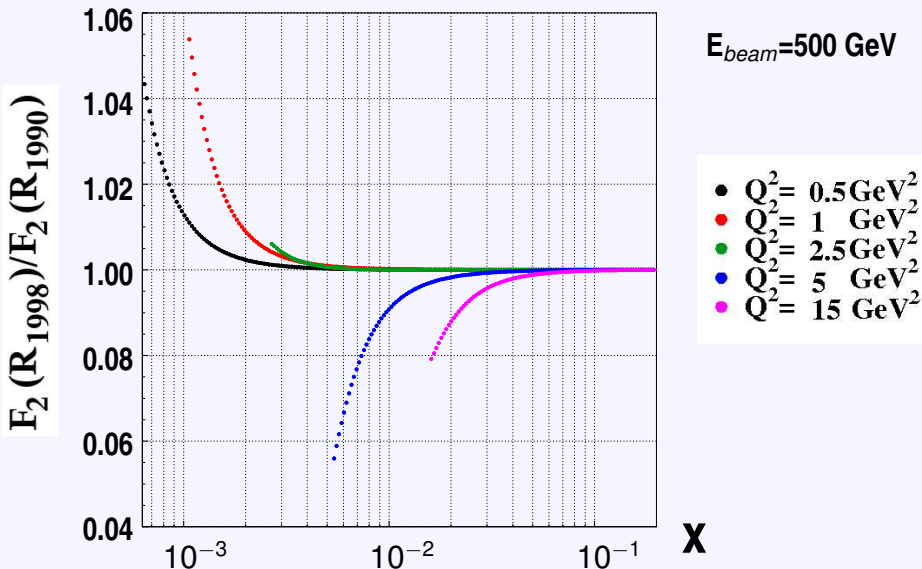
$$\sigma_{tot}(\gamma^* p) = \frac{4\pi\alpha}{Q^2(1-x)} \frac{Q^2 + 4M^2x^2}{Q^2} F_2(W^2, Q^2)$$

- Consistent treatment of  $R$  for all data sets



*R1990: L. W. Whitlow, Ph.D. theses, 1990*

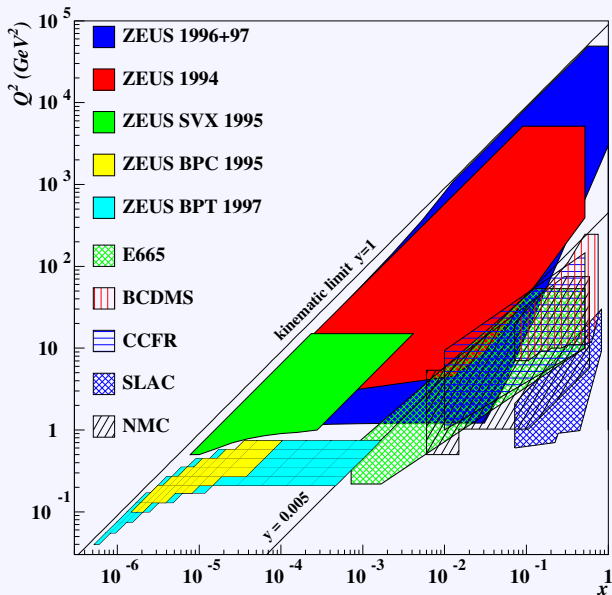
*R1998: Phys. Lett. B452: 194-200, 1999*



# Experiments: $F_2$ measurements

Collaboration	Process		
		$E_{beam}^{e,\mu}$ (GeV)	$E_{beam}^P$ (GeV)
H1	$ep \rightarrow eX$	27.5	820, 920
ZEUS	$ep \rightarrow eX$	27.5	820, 920
SLAC	$ep \rightarrow eX$	4.50-20.00	-
NMC	$\mu p \rightarrow \mu X$	90, 120, 200, 280	-
BCDMS	$\mu p \rightarrow \mu X$	100, 120, 200, 280	-
E665	$\mu p \rightarrow \mu X$	470	-

# $x - Q^2$ plane coverage



ZEUS, DIS 1999



# The ALLM Parameterization

A 23-Parameter Regge-Motivated Approach

Pomeron exchange

$$F_2^P(x, Q^2) = c_P(t) x_P^{a_P(t)} (1-x)^{b_P(t)}$$

$$F_2(x, Q^2) = \frac{Q^2}{Q^2 + m_0^2} (F_2^P(x, Q^2) + F_2^R(x, Q^2))$$

Reggeon exchange

$$F_2^R(x, Q^2) = c_R(t) x_R^{a_R(t)} (1-x)^{b_R(t)}$$

The functions in red and blue are formed by:

$$f(t) = f_1 + f_2 t^{\beta}$$

$$g(t) = g_1 + (g_1 - g_2) \left[ \frac{1}{1+t^{\beta_3}} - 1 \right]$$

$$\text{e.g. } a_R(t) = a_{R1} + a_{R2} t^{a_{R3}}$$

$$\chi^2 = \sum_i^{n_{max}} \frac{[\sigma_i^{exp} - \sigma_i^{th} / (1 + \nu_{k(i)} \delta_{k(i)}^{norm})]^2}{\delta_{i,sta}^2 + \delta_{i,sys}^2} + \sum_k \nu_k^2.$$

## $\chi^2$ -Minimization

- Introduce normalization parameters  $\nu_k$  for the measurements  $k$  implemented by a **penalty term**.
- The normalization parameters  $\nu_k$  perform a **normalization** according to normalization error  $\delta_{k(i)}^{norm}$ .
- The analytic solution of  $\nu_k$  for a fixed set of model parameters can be obtained from  $d\chi^2/d\nu_k = 0$ , since  $\nu_k$  are independent.

## Error Propagation

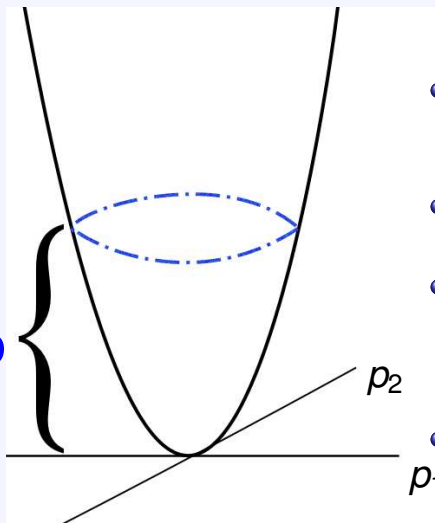
$$V(\sigma_{tot}(\mathbf{p}, x, Q^2)) = \sum_{i,j} cov_{i,j}^p \frac{d\sigma_{tot}(\mathbf{p}, x, Q^2)}{dp_i} \frac{d\sigma_{tot}(\mathbf{p}, x, Q^2)}{dp_j}$$

$\mathbf{p}$  : parameter vector

$cov_{i,j}^p$ : covariance matrix for  $\mathbf{p}$

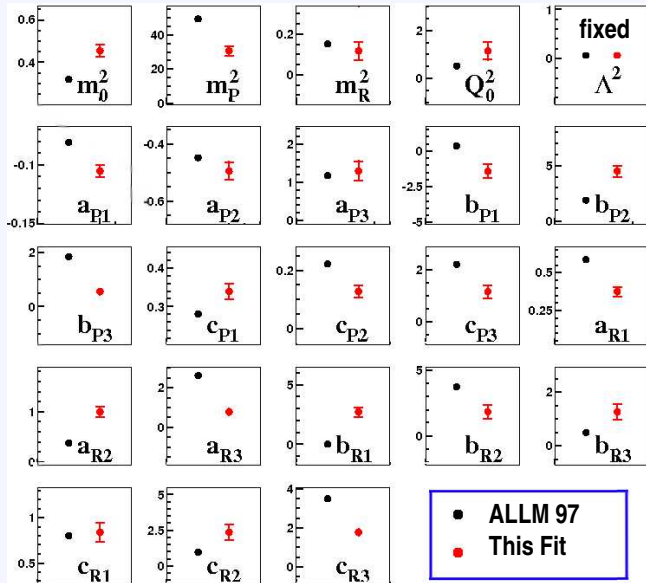
$V$  : variance

UP



- The *UP value* is the parameter in MINUIT by which uncertainties for parameters are defined.
- $UP=1$  defines a  $1\sigma$  uncertainty for single parameters.
- $UP \approx n_{\text{par}}$  corresponds to the  $1\sigma$  uncertainty for the  $n_{\text{par}}$  parameters to be simultaneously located inside the hypercontour.
- $UP$  large: compensation for unknown systematic effects.

# Model Parameters



Nr.	Exp	n	$\chi^2/n$			
1.	SLAC-E49a	98	0.48	16.	H1 lq 94a	37 0.35
2.	SLAC-E49b	187	1.15	17.	H1 lq 94b	156 0.62
3.	SLAC-E61	25	0.20	18.	H1 SVX	44 0.48
4.	SLAC-E87	94	0.68	19.	ZEUS 94	188 1.15
5.	SLAC-E89a	72	1.11	20.	ZEUS BPC	34 0.40
6.	SLAC-E89b	98	0.99	21.	ZEUS SVX	36 0.76
7.	NMC 90 GeV	73	0.79	22.	ZEUS $\gamma p$	1 2.44
8.	NMC 120 GeV	65	1.50	23.	PDG $\gamma p$	196 0.79
9.	NMC 200 GeV	75	1.13	24.	ZEUS 96,97	242 0.75
10.	NMC 280 GeV	79	0.94	25.	ZEUS 97	70 0.94
11.	E665	91	1.06	26.	H1 99,00	147 1.01
12.	BCDMS 100	58	1.13	27.	H1 98,99	126 1.37
13.	BCDMS 120	62	0.73	28.	H1 94,97	130 0.79
14.	BCDMS 200	57	1.32	29.	H1 lq 96,97a	67 1.07
15.	BCDMS 280	52	1.11	30.	H1 lq 96,97b	80 0.82
					<b>total</b>	<b>2740 0.94</b>

# Normalization Parameters

Nr.	Exp	$\delta_k^{nor}$	$\nu_k$
1.	SLAC-E49a	2.1	0.06
2.	SLAC-E49b	2.1	-0.28
3.	SLAC-E61	2.1	0.01
4.	SLAC-E87	2.1	0.07
5.	SLAC-E89a	2.1	1.31
6.	SLAC-E89b	2.1	0.17
7.	NMC 90 GeV	2.0	-0.37
8.	NMC 120 GeV	2.0	0.14
9.	NMC 200 GeV	2.0	-0.09
10.	NMC 280 GeV	2.0	-0.24
11.	E665	1.8	0.67
12.	BCDMS 100	3.0	-1.20
13.	BCDMS 120	3.0	0.03
14.	BCDMS 200	3.0	-1.09

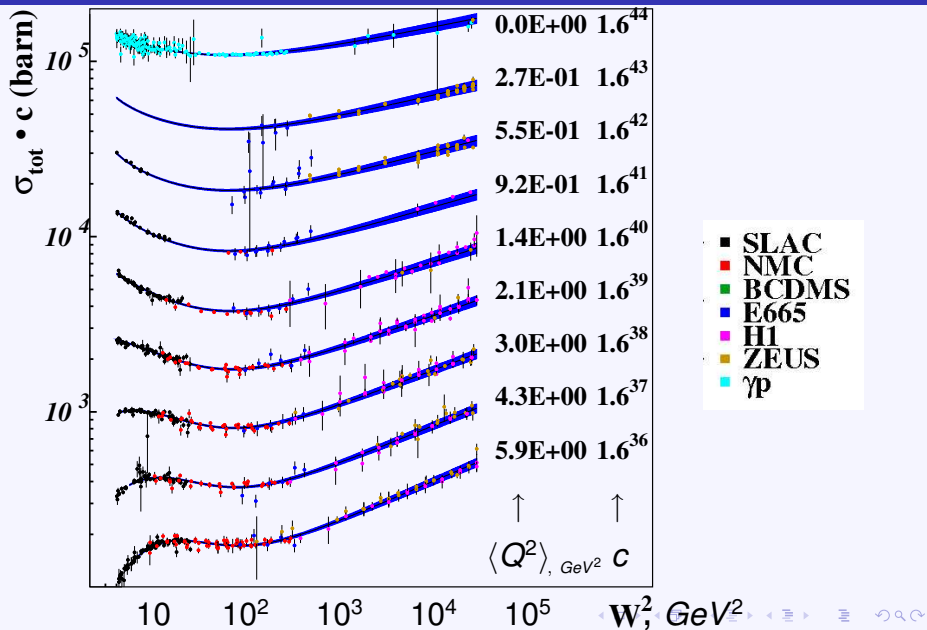
Nr.	Experim.	$\delta_k^{nor}$	$\nu_k$
15.	BCDMS 280	3.0	-1.03
16.	H1 lq 94a	3.9	0.05
17.	H1 lq 94b	1.5	1.13
18.	H1 SVX	3.0	-3.02
19.	ZEUS 94	2.0	1.66
20.	ZEUS BPC	2.4	-1.28
21.	ZEUS SVX	3.0	-1.00
24.	ZEUS 9697	2.0	0.09
25.	ZEUS 97	2.0	-2.23
26.	H1 9900	1.5	-1.08
27.	H1 9899	1.8	-1.38
28.	H1 9497	1.5	-1.46
29.	H1 lq 9697a	1.7	1.77
30.	H1 lq 9697b	1.7	2.02

$\delta_k^{nor}$ : normalization uncertainty in %

$\nu_k$ : normaliz. parameter

# Fit Result and Data

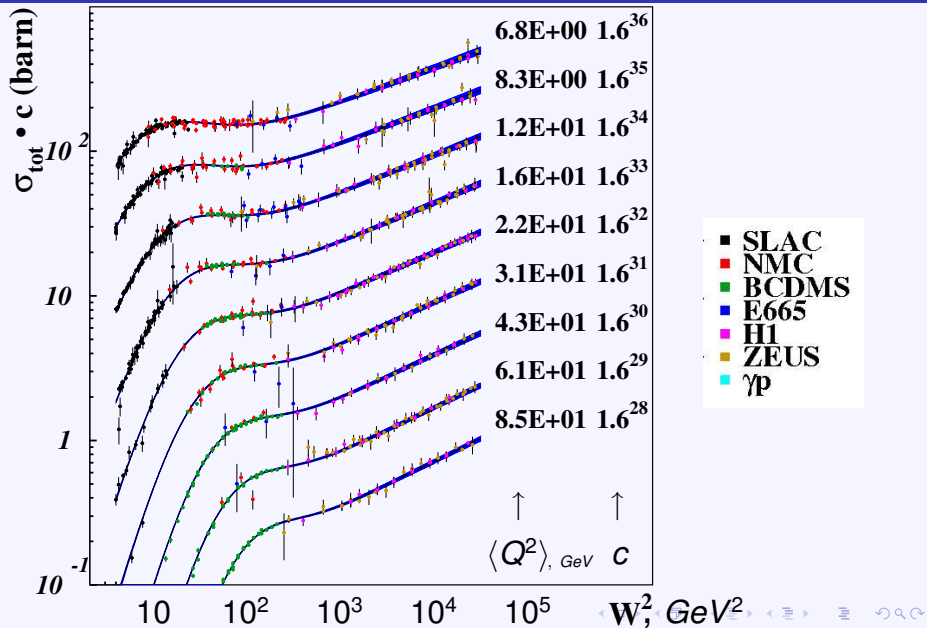
$0 \text{ GeV}^2 < Q^2 < 6 \text{ GeV}^2$





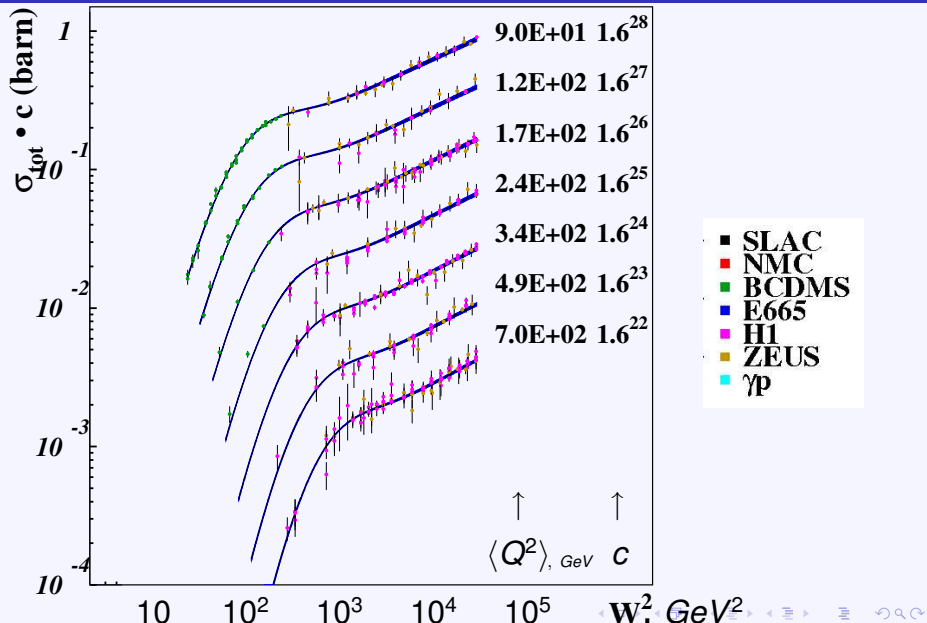
# Fit Result and Data

$6 \text{ GeV}^2 < Q^2 < 90 \text{ GeV}^2$



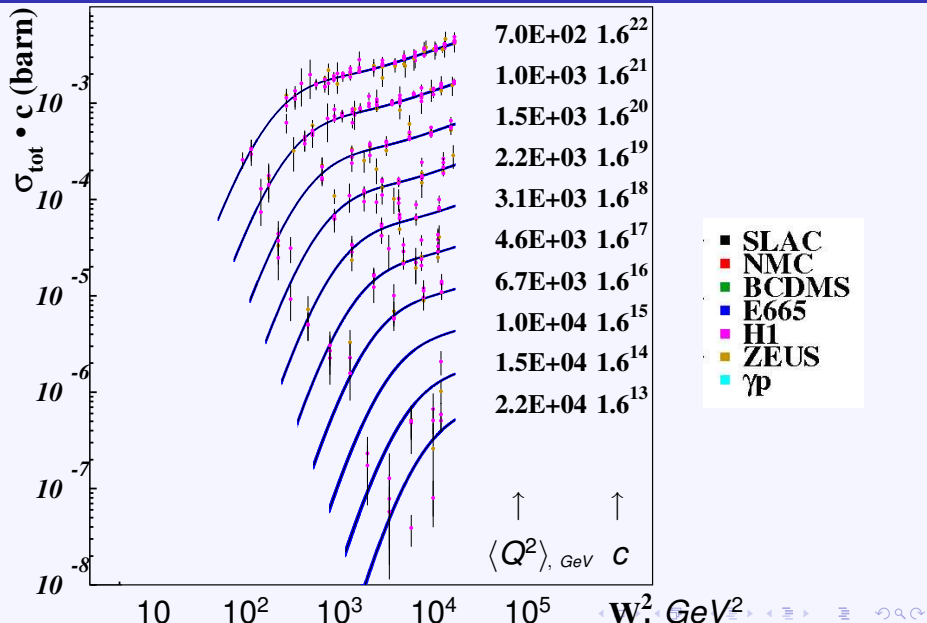
# Fit Result and Data

$90 \text{ GeV}^2 < Q^2 < 700 \text{ GeV}^2$



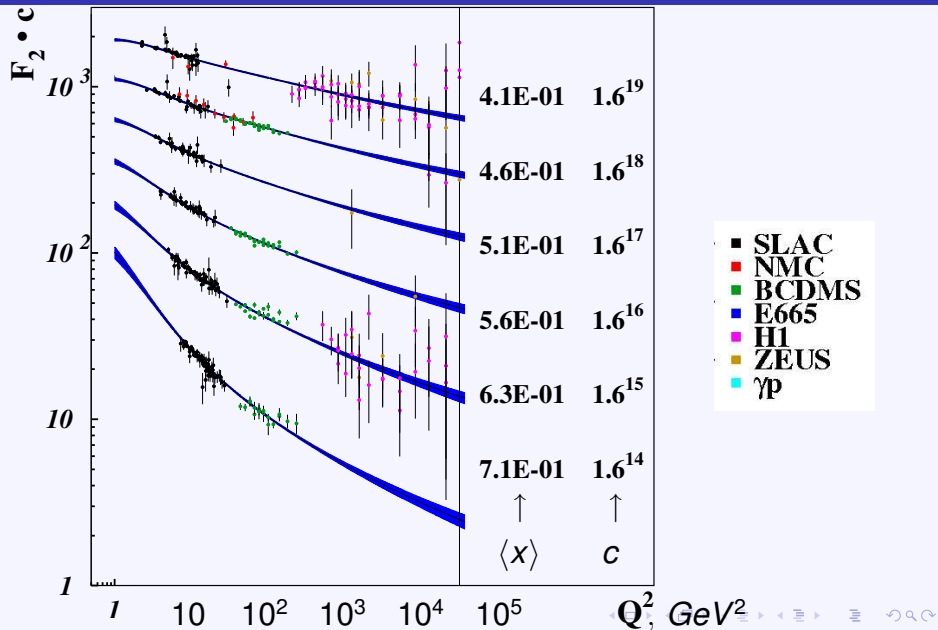
# Fit Result and Data

$700 \text{ GeV}^2 < Q^2 < 30000 \text{ GeV}^2$



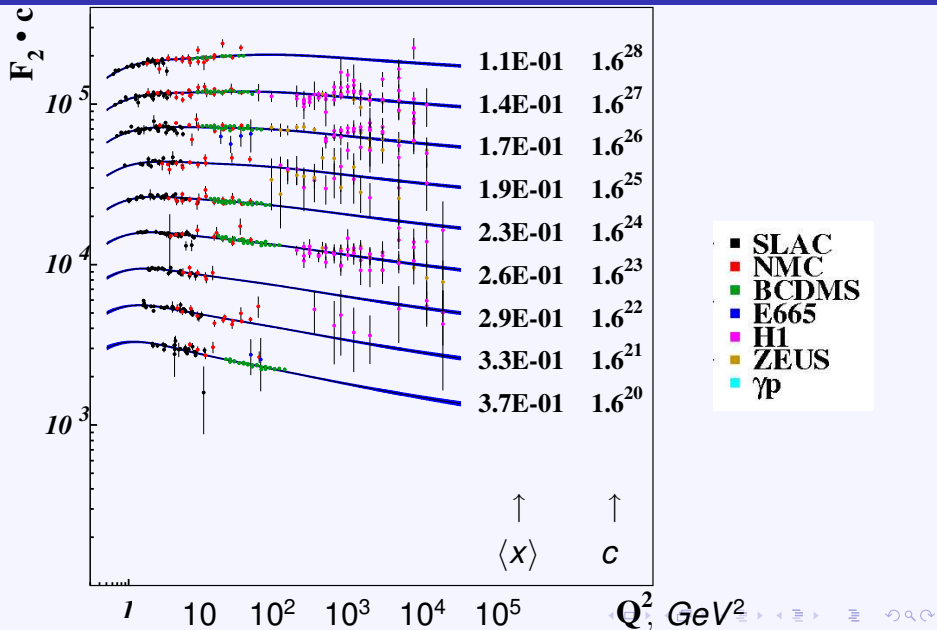
# Fit Result and Data

$x_{bj} > 0.4 \text{ GeV}^2$



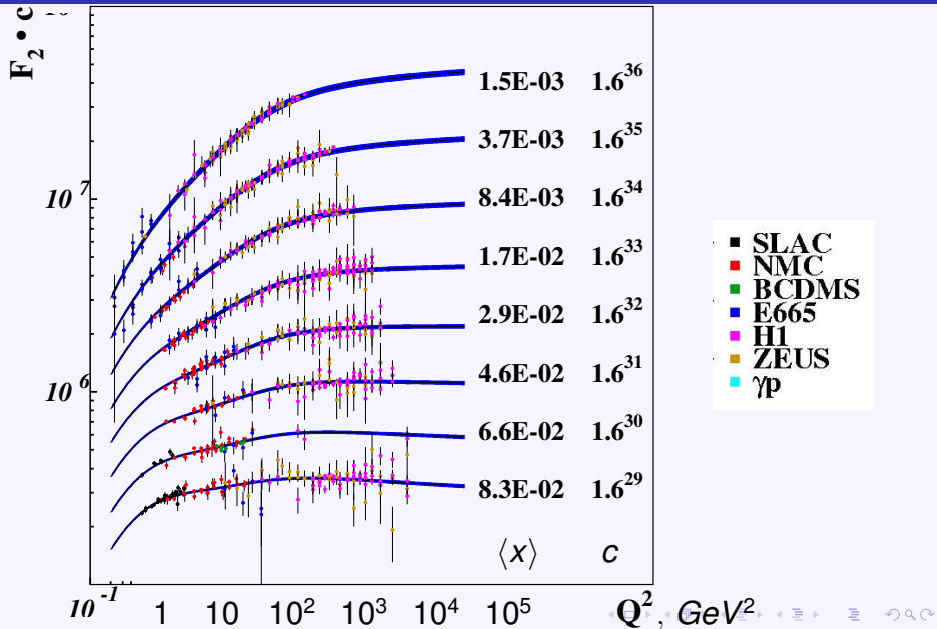
# Fit Result and Data

$0.10 < x_{bj} < 0.40 \text{ GeV}^2$



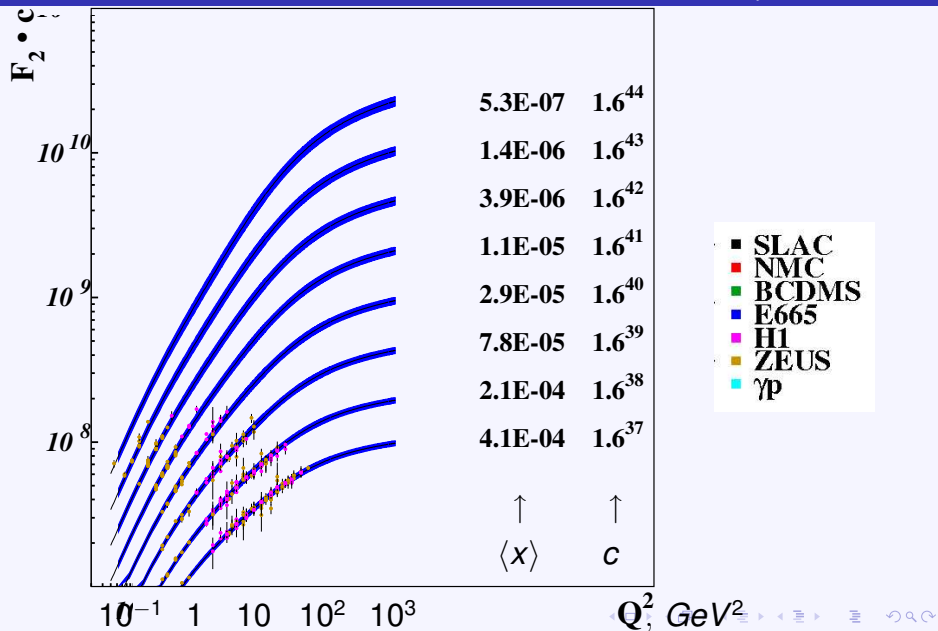
# Fit Result and Data

$0.001 < x_{bj} < 0.1 \text{ GeV}^2$



# Fit Result and Data

$x_{bj} < 0.001 \text{ GeV}^2$

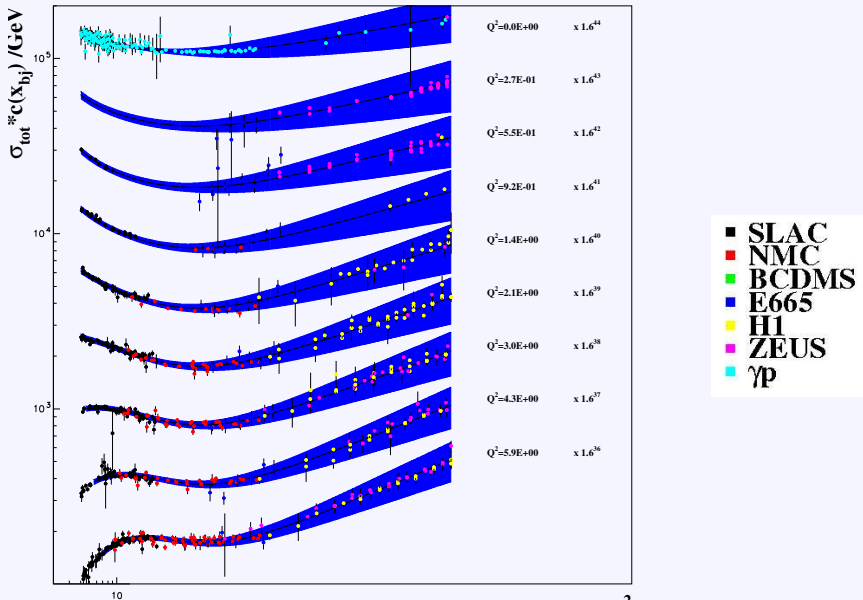


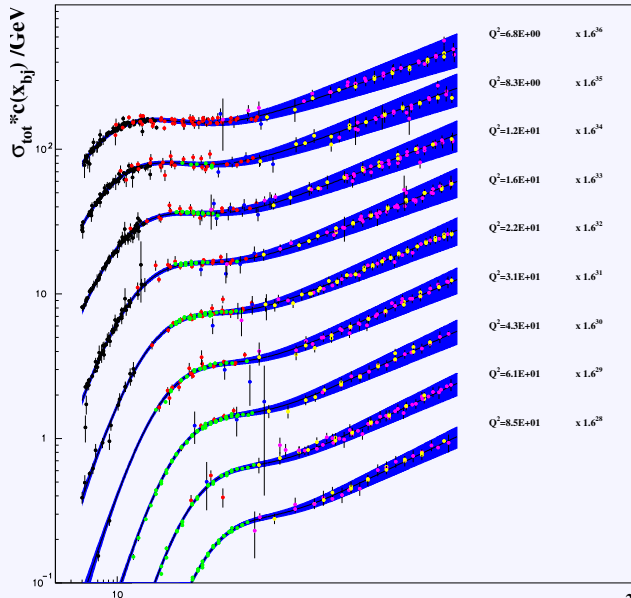
- Motivation: New fit on world data
- It reflects the most recent world knowledge on proton DIS cross sections.
- Useful for all extractions requiring  $F_2$  as input.
- Relevant for MC at low  $Q^2$ .

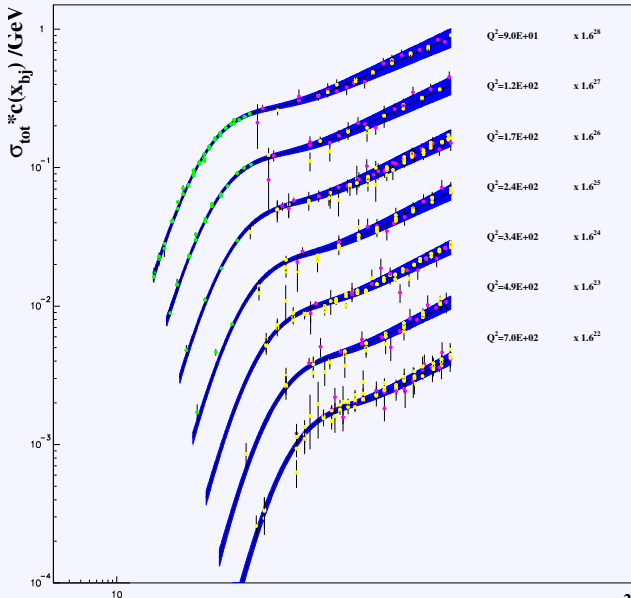














$$t = \ln\left(\frac{\ln(Q^2 + Q_0^2)/\Lambda^2}{\ln(Q_0^2)/\Lambda^2}\right)$$

$$\frac{1}{x_{\mathcal{P}}} = 1 + \frac{W^2 - M^2}{Q^2 + m_{\mathcal{P}}^2}$$

$$\frac{1}{x_{\mathcal{R}}} = 1 + \frac{W^2 - M^2}{Q^2 + m_{\mathcal{R}}^2}$$

# Fit Results

Fit parameters

Pname	ALLM91	ALLM97	this fit	single $1\sigma$	simult.
$m_0^2$	0.3051	0.3198	$0.45415\pm$	0.02836	0.14261
$m_{\mathcal{P}}^2$	10.6760	49.4570	$30.70720\pm$	2.85200	4.38179
$m_{\mathcal{R}}^2$	0.2062	0.1505	$0.11700\pm$	0.04617	0.22918
$Q_0^2$	0.2779	0.5254	$1.15117\pm$	0.35841	1.91861
$\Lambda^2$	0.0653	0.0653	$0.06527\pm$	0.00000	0.00000
$a_{\mathcal{P}1}$	-0.0450	-0.0808	$-0.10539\pm$	0.00510	0.02573
$a_{\mathcal{P}2}$	-0.3641	-0.3641	$-0.49519\pm$	0.03068	0.16323
$a_{\mathcal{P}3}$	8.1709	1.1709	$1.29187\pm$	0.24412	1.29744
$b_{\mathcal{P}1}$	0.4922	0.3629	$-1.41348\pm$	0.47875	2.42369
$b_{\mathcal{P}2}$	0.5212	1.8917	$4.50086\pm$	0.51887	2.72348
$b_{\mathcal{P}3}$	3.5515	1.8439	$0.55277\pm$	0.11590	0.61635



# Fit Results

Fit parameters

Pname	ALLM91	ALLM97	this fit	single $1\sigma$	simult.
$c_{P1}$	0.2655	0.2806	$0.33875 \pm$	0.01941	0.09709
$c_{P2}$	0.0486	0.2229	$0.12725 \pm$	0.02162	0.10828
$c_{P3}$	1.0468	2.1980	$1.15659 \pm$	0.24584	1.26969
$a_{R1}$	0.6041	0.5840	$0.37495 \pm$	0.03218	0.16062
$a_{R2}$	0.1735	0.3788	$0.99717 \pm$	0.10170	0.53481
$a_{R3}$	1.6181	2.6063	$0.77456 \pm$	0.11287	0.56784
$b_{R1}$	1.2607	0.0114	$2.71772 \pm$	0.39336	1.93456
$b_{R2}$	1.8362	0.3788	$1.82806 \pm$	0.53495	2.71407
$b_{R3}$	0.8114	2.6063	$1.26287 \pm$	0.29756	1.48158
$c_{R1}$	0.6764	0.8011	$0.83915 \pm$	0.10568	0.52170
$c_{R2}$	0.4903	0.9730	$2.35826 \pm$	0.55228	2.93553
$c_{R3}$	2.6628	3.4942	$1.77238 \pm$	0.20843	1.09286