

Medium-induced modification of kaons spectra measured in SIDIS at HERMES

Gevorg Nazaryan

AANL (Yerevan Physics Institute), HERMES Yerevan Group
(on behalf of HERMES collaboration)

XXIV Baldin ISHEPP, 2018

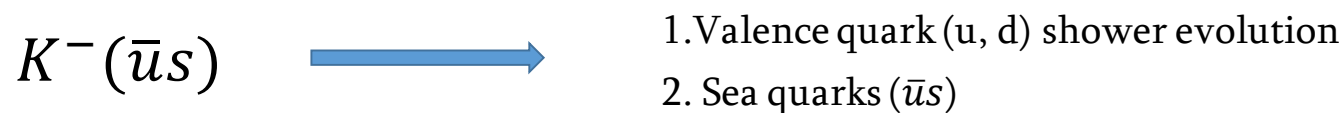
Theoretical motivation

Data

Results

Conclusion

How K^- can form ?



How K^- spectra can enhance ?

Medium-induced flavor conversion (large x_{Bj} & z)!



Nuclear Modification Factor

$$R_{A/D}^h(x_{Bj}, z, p_t^2, \dots) = \frac{\left(\frac{N^h(x_{Bj}, z, p_t^2, \dots)}{N^e(x_{Bj}, z, p_t^2, \dots)} \right)_A}{\left(\frac{N^h(x_{Bj}, z, p_t^2, \dots)}{N^e(x_{Bj}, z, p_t^2, \dots)} \right)_D}$$

x_{Bj} : fraction of the nucleon's momentum carried by the struck quark (Bjorken variable)

z : hadron fractional energy

p_t : transfers momentum of produced hadrons

N^e : number of DIS electrons

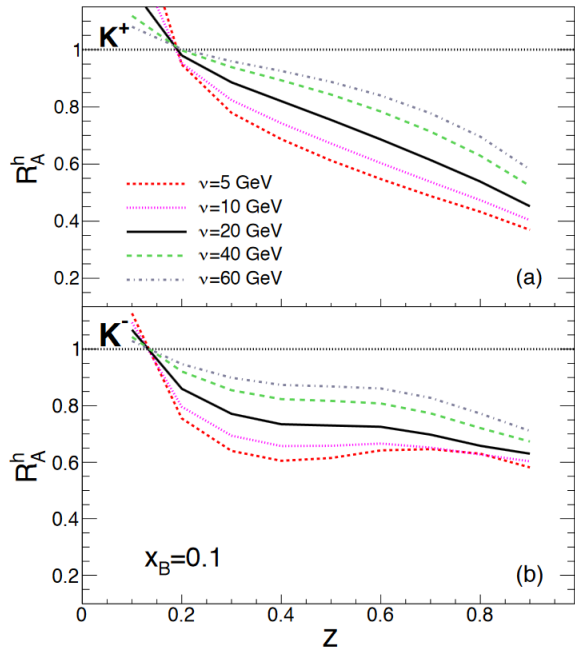
N^h : number of SIDIS (Semi Inclusive Deep Inelastic Scattering) hadrons

Theoretical prediction

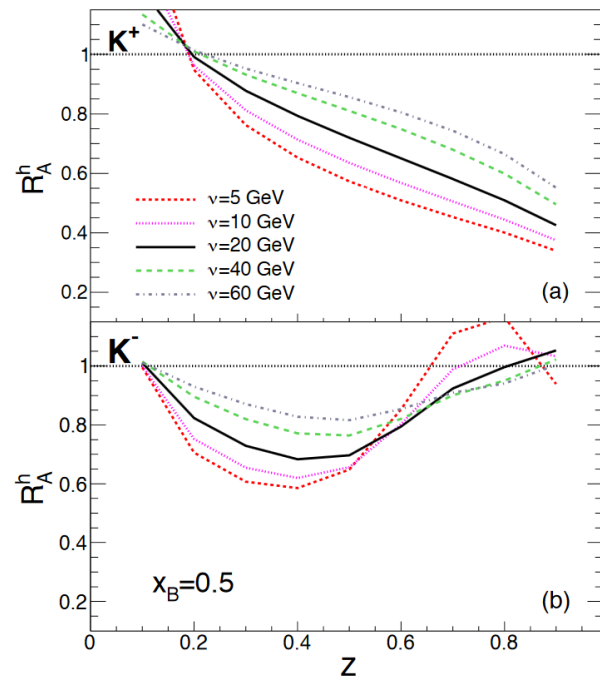
Medium-induced flavor conversion and kaon spectra in electron-ion collisions

Ning-Bo Chang, Wei-Tian Deng and Xin-Nian Wang, e-Print: arXiv:1411.7007

[hep-ph], Nov. 25, 2014; Phys.Rev. C92 (2015) no.5, 055207

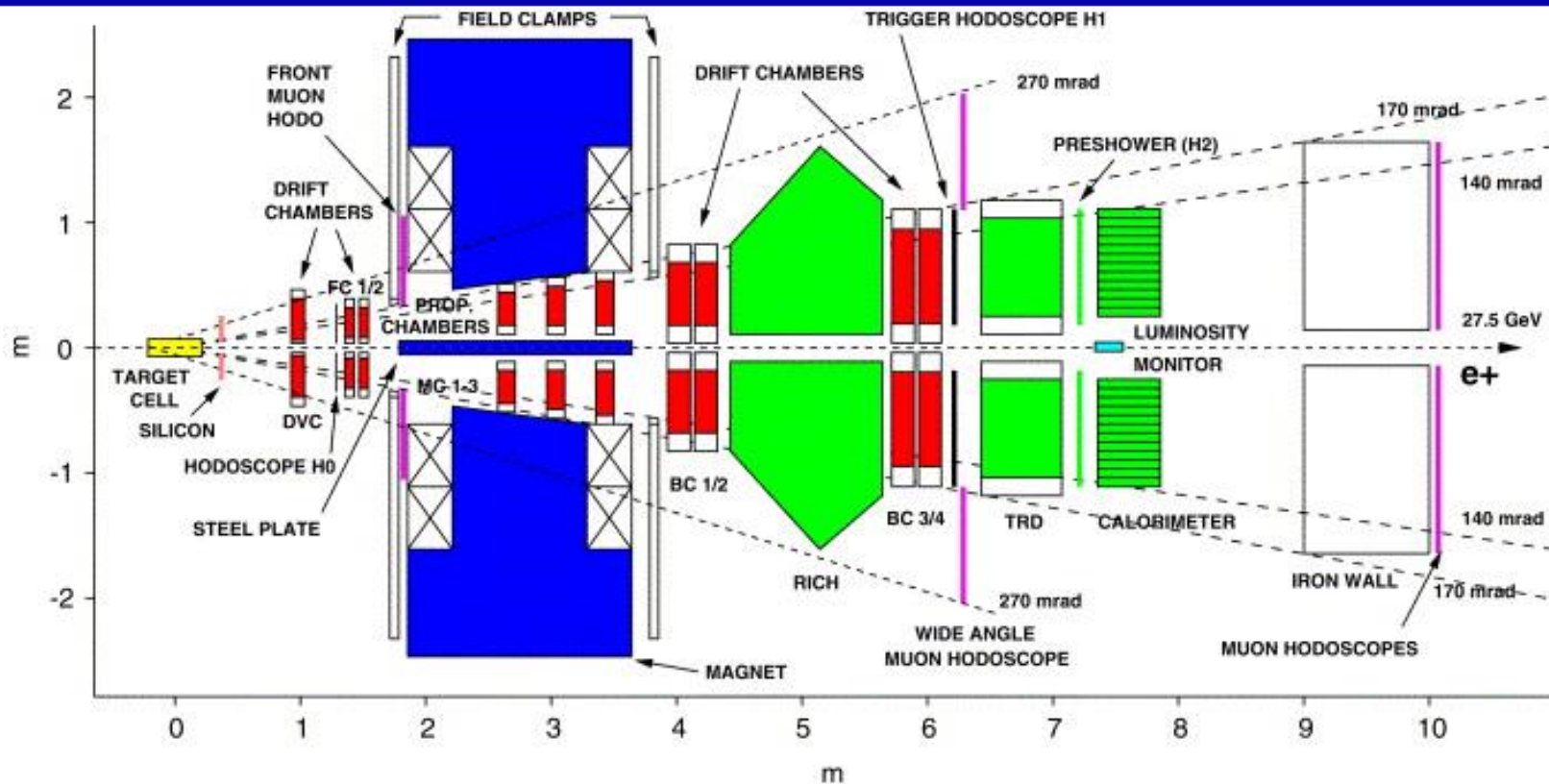


The nuclear modification factor for (a) K^+ and (b) K^- for different initial quark energy in SIDIS at $x_{Bj}=0.1$



The nuclear modification factor for (a) K^+ and (b) K^- for different initial quark energy in SIDIS at $x_{Bj}=0.5$

HERMES spectrometer



Energy of beam(e^+ , e^-) 27.5[GeV]

Geometric acceptance: ± 170 mrad horizontally plane and 40-140 mrad vertically plane

Momentum resolution: $\Delta p/p \sim 0.7-1.7\%$

Angular resolution: $\Delta\theta/\theta \sim 0.5\%$

Targets (pure gaseous): H, D, Ne, Kr, Xe

Data from Hermes

Targets: D , Ne , Kr and Xe



Data selection

1. $Q^2 > 1[GeV^2]$; $W^2 > 10[GeV^2]$
2. $2 < p_h < 15 [GeV]$
3. x_{Bj} : $0.023 < 0.1$; $0.1 - 0.15$; $0.15 - 0.25$; $0.25 - 0.35$; $0.35 - 0.41$
4. z : $0.2 - 0.3$; $0.3 - 0.4$; $0.4 - 0.55$; $0.55 - 1.2$

Data from Hermes

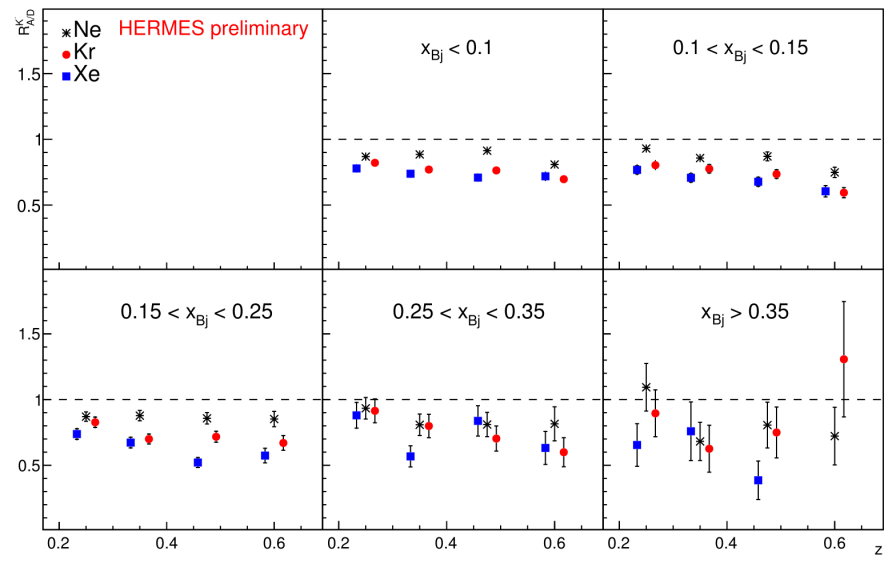
Targets: D , Ne , Kr and Xe



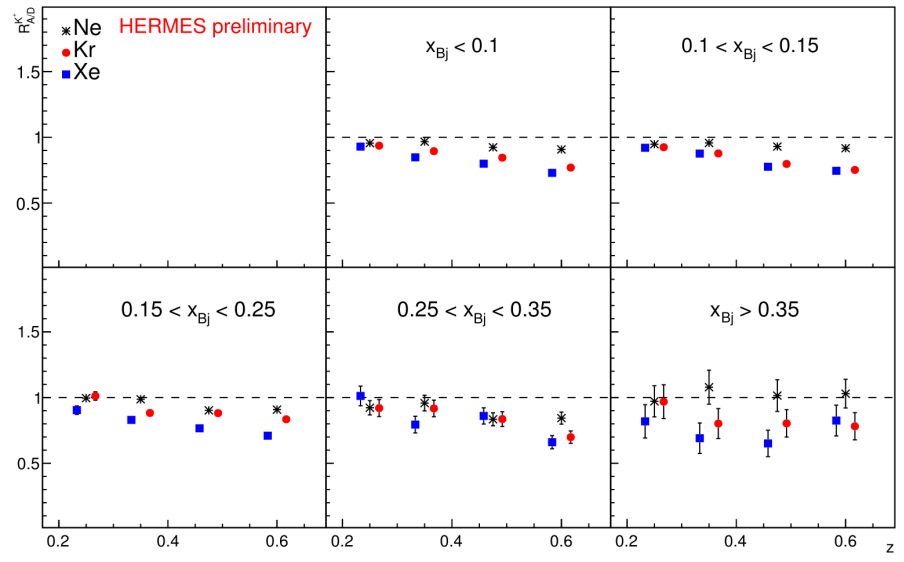
Data selection

1. $Q^2 > 1 [GeV^2]$; $W^2 > 10 [GeV^2]$
2. $2 < p_h < 15 [GeV]$
3. x_{Bj} : $0.023 < 0.1$; $0.1 - 0.15$; $0.15 - 0.25$; $0.25 - 0.35$; $0.35 - 0.41$
4. z : $0.2 - 0.3$; $0.3 - 0.4$; $0.4 - 0.55$; $0.55 - 1.2$

Results

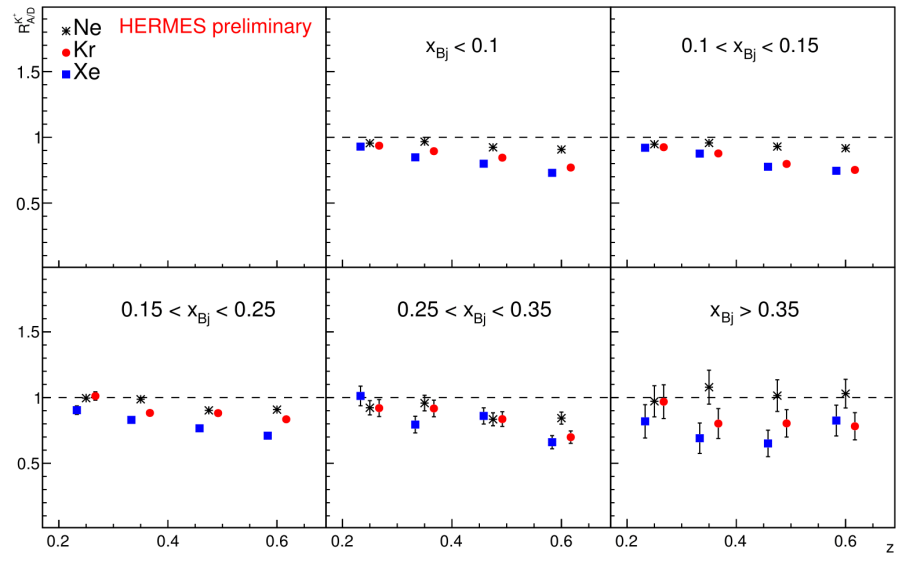
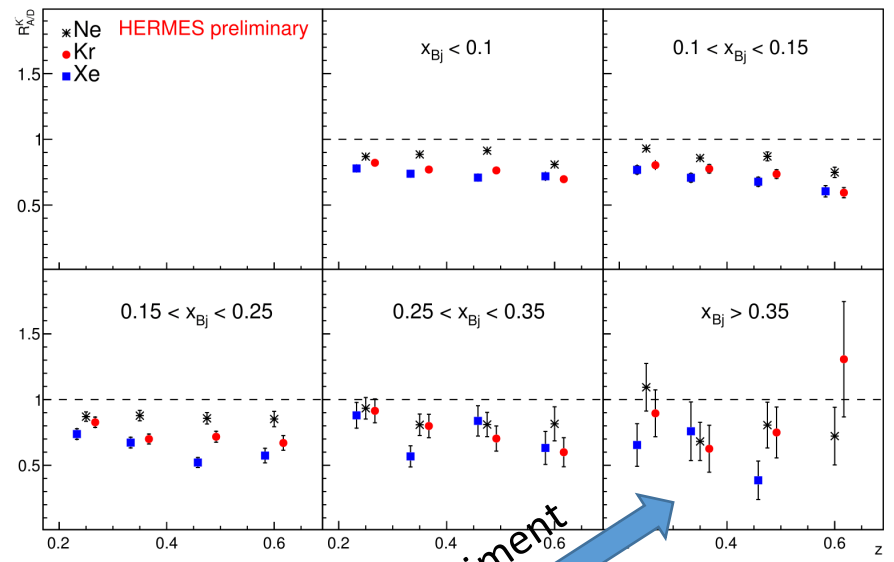


The $R_{A/D}^h(z)$ ratios at five x_{Bj} slices for negatively charged kaons

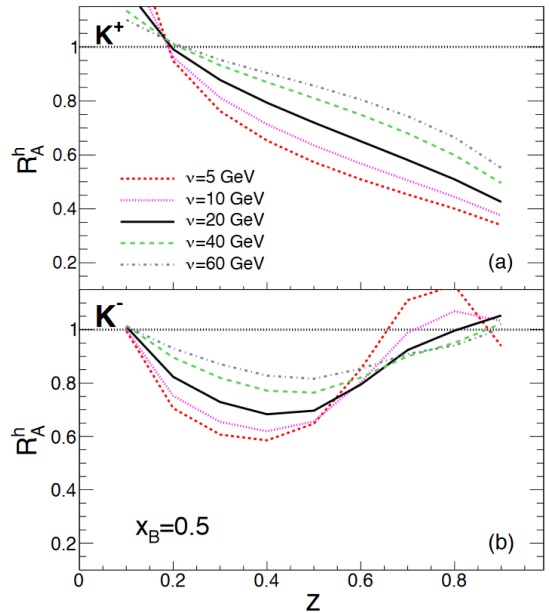


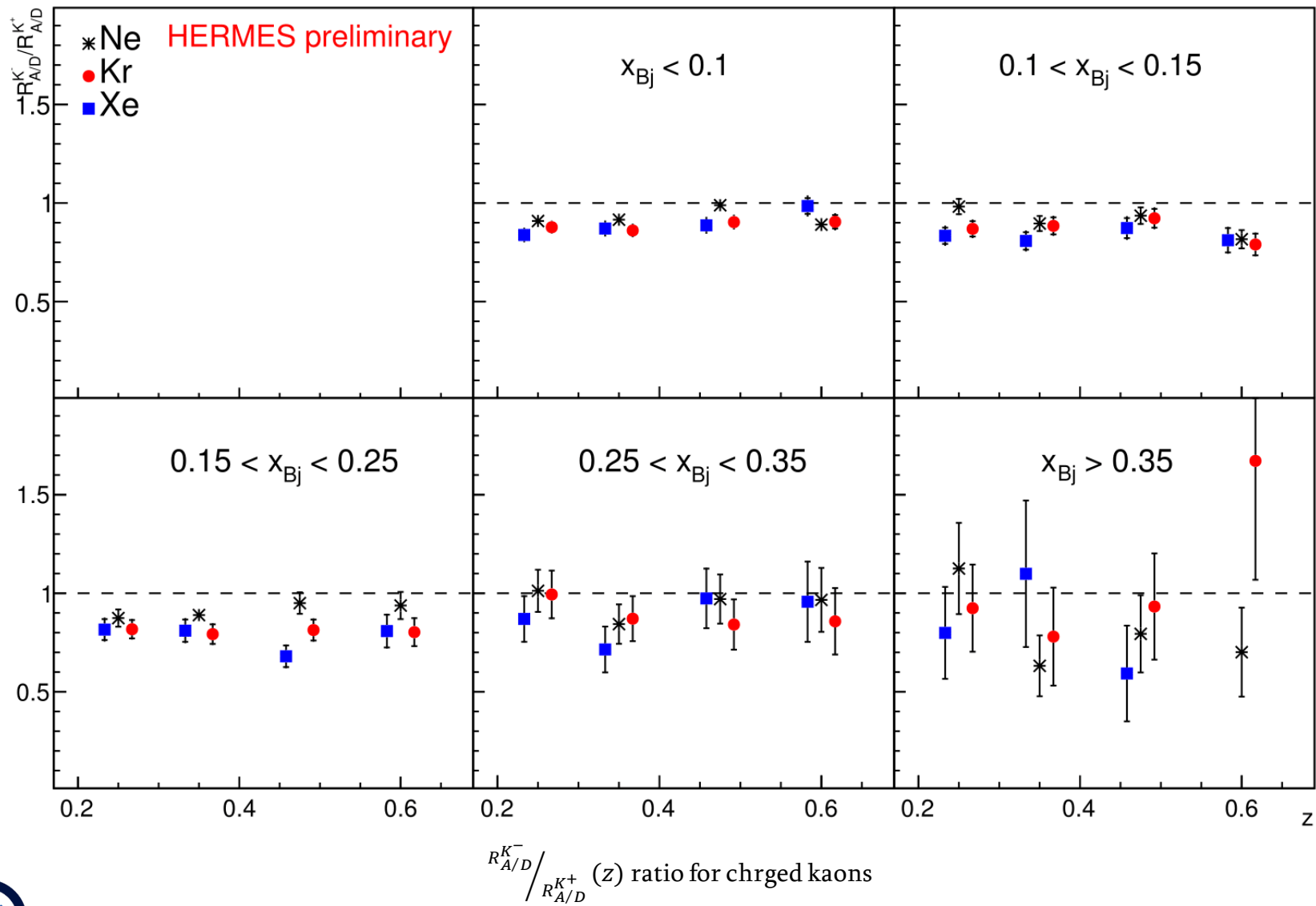
The $R_{A/D}^h(z)$ ratios at five x_{Bj} slices for positively charged kaons

Results



Theory



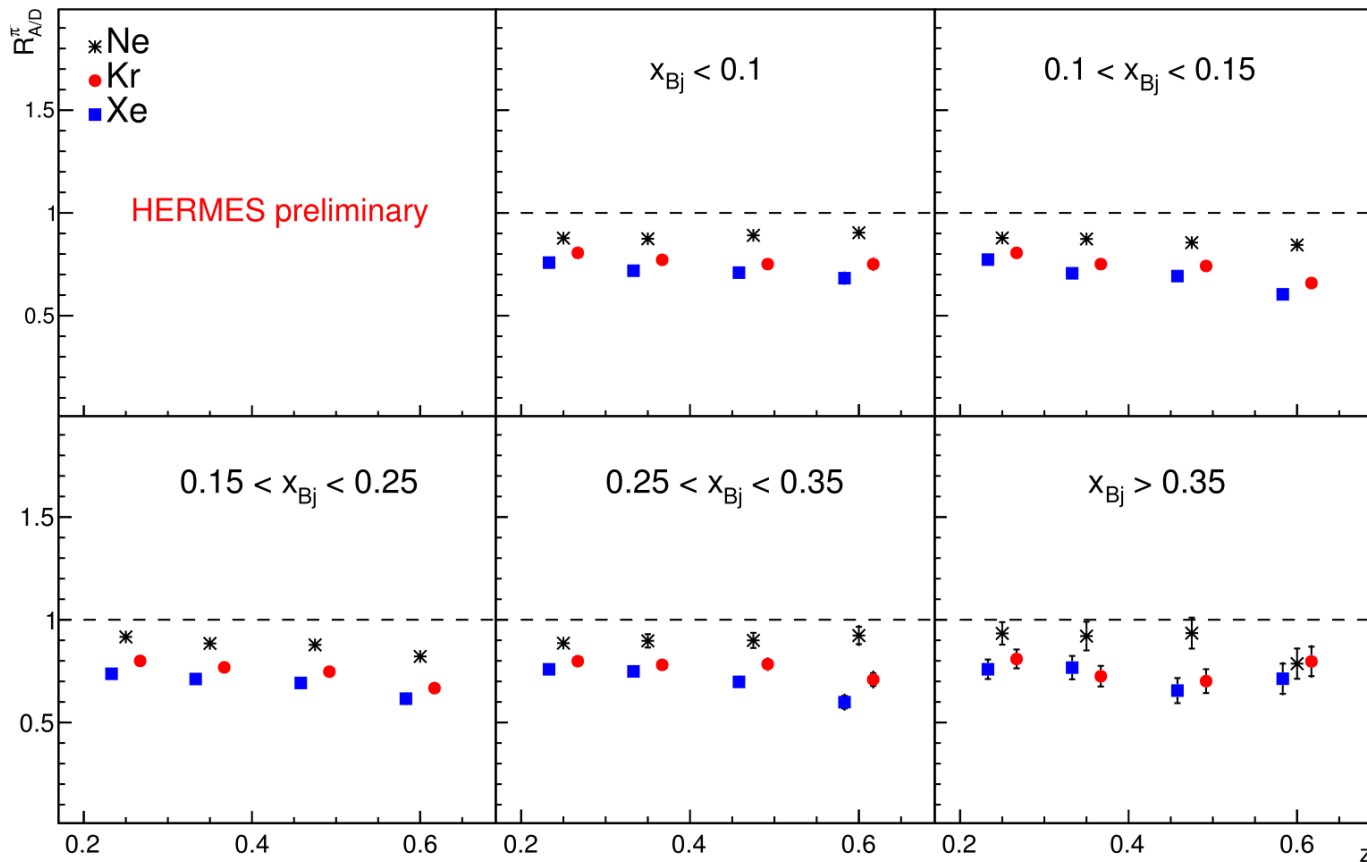


1. For K^- in case of Kr target at x_{Bj} greater than 0.35 certain indication of enhancement of the $R_{A/D}^h(z)$ with the increasing of z is observed.

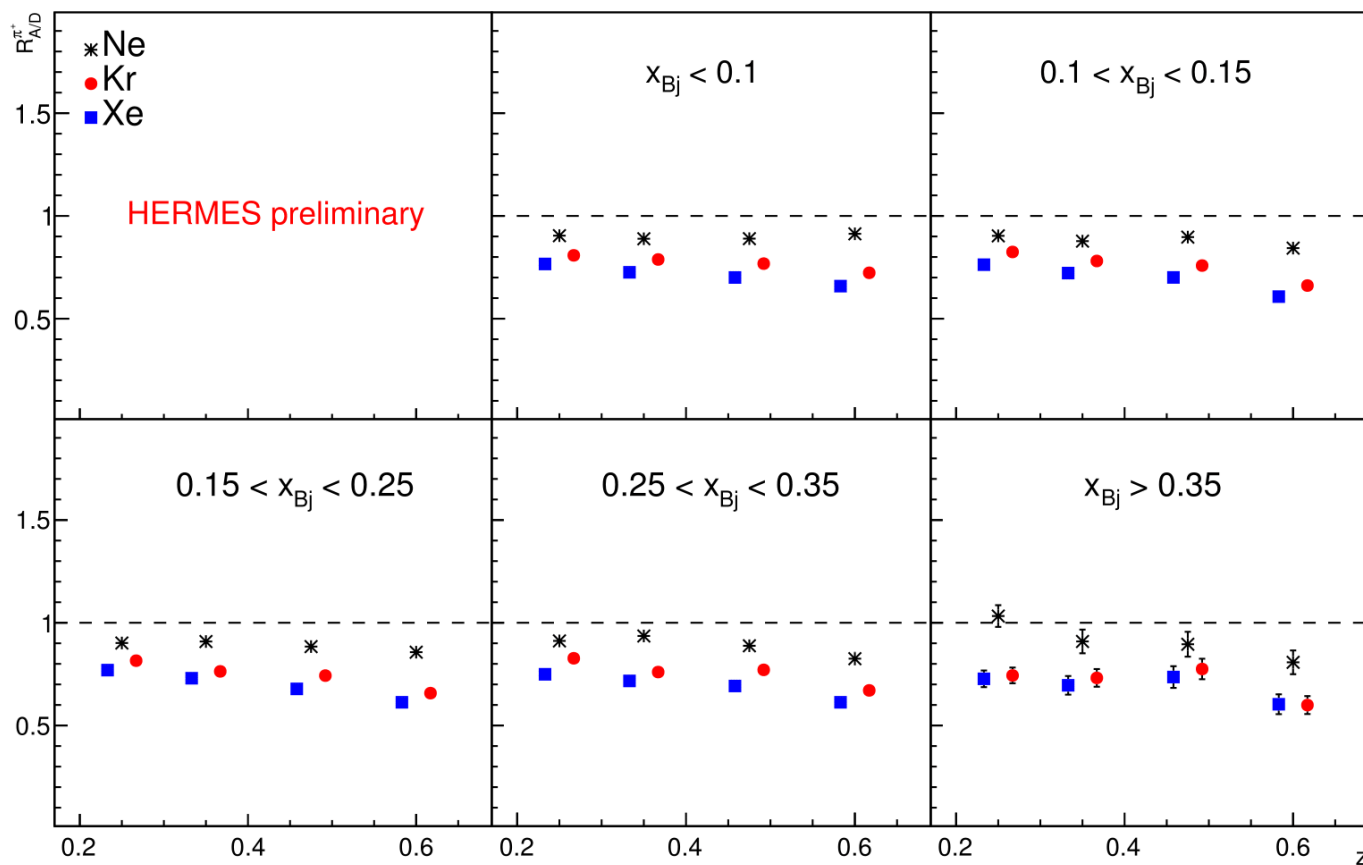
2. Ratio $R_{A/D}^{K^-} / R_{A/D}^{K^+}$ at highest z becomes even greater than unity for Kr .



Thank you for your attention !



The $R_{A/D}^h(z)$ ratios at five x_{Bj} slices for negatively charged pions



The $R_{A/D}^h(z)$ ratios at five x_{Bj} slices for positively charged pions